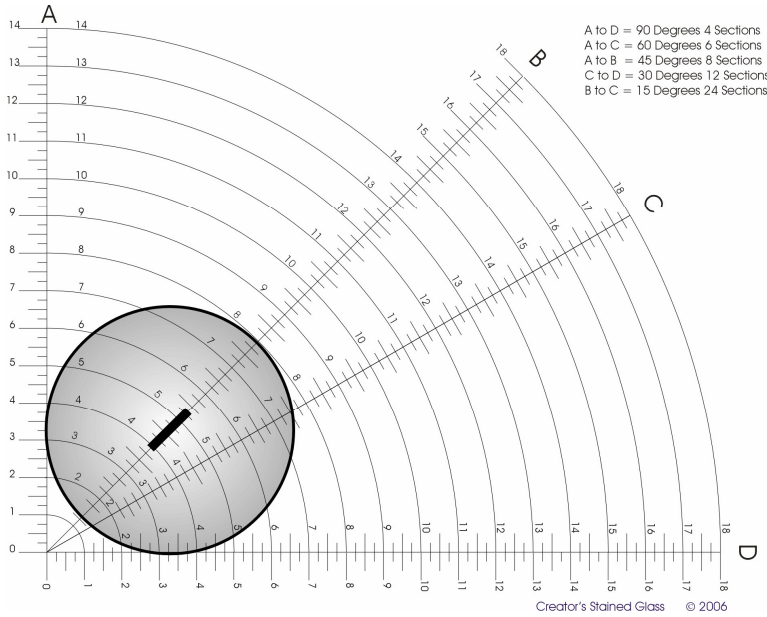
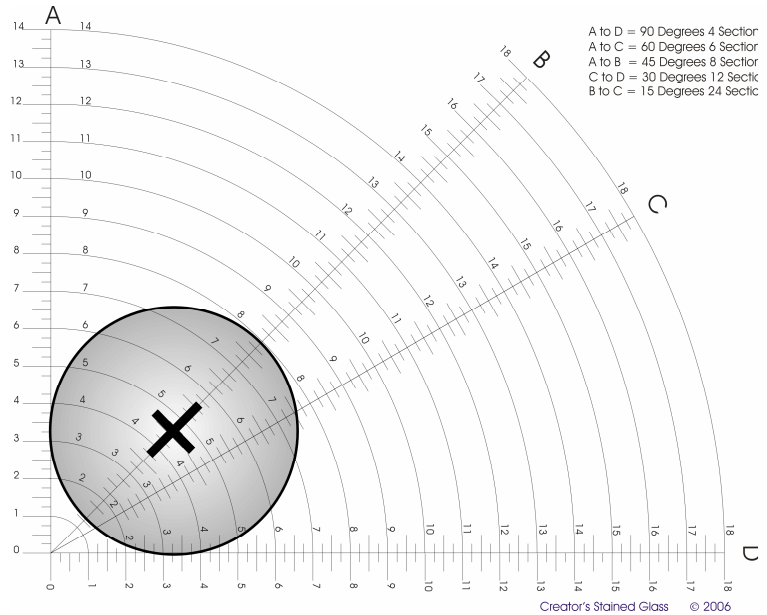


Finding Center Of A Clear Circle

- Place the circle on the template as shown.
Draw a short line in the proximity of the middle aligned with the B line as shown.
Rotate the circle approximately 90 degrees.
Proceed to step 2.

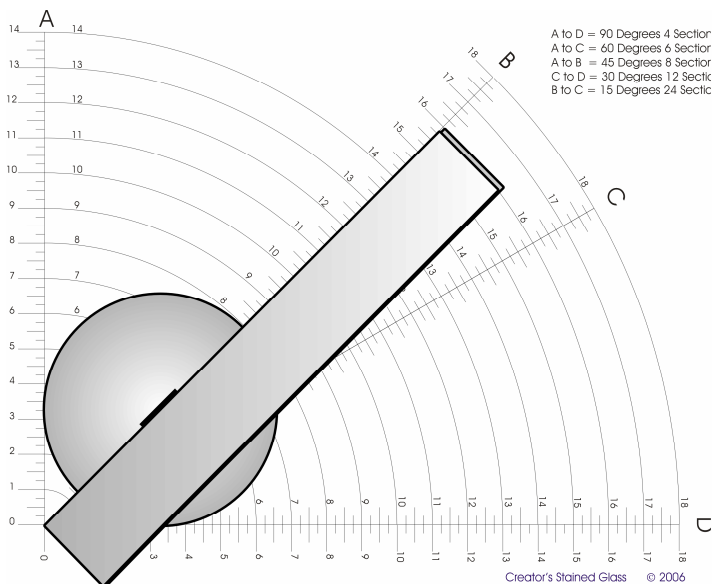


- Draw another line aligned with the B line as shown intersecting the first line.
X marks the spot.



Finding Center Of An Opaque Circle

- Place the circle on the template as shown.
Align a straight edge with the B line as shown.
With a *fine tip Sharpie Pen* draw a short line in the proximity of the middle as shown.
Rotate the circle approximately 90 degrees.
Proceed to step 2.



- Align the straight edge with the B line as shown.
With the *fine tip Sharpie Pen* draw another short line intersecting the first line you drew.
X marks the spot.

